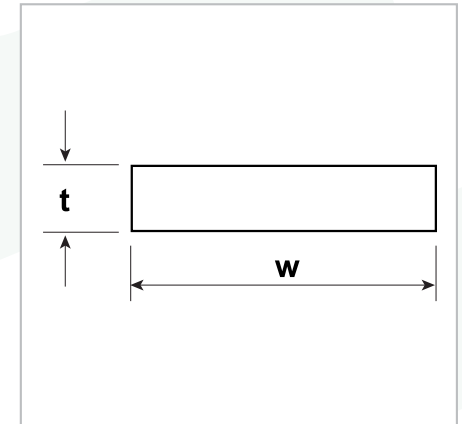


MERCHANT BAR REFERENCE GUIDE: SQUARE EDGE FLATS

Designation	Weight	Surface Area	Width w	Thickness t	Metres per Tonne	Approx Lens
	kg/m	m ² /m	mm	mm	m/t	per bundle
40x16	5.150	0.112	40	16	194.2	66 = 2.039t
40x20	6.437	0.120	40	20	155.4	52 = 2.008t
50x3	1.207	0.108	50	3	828.5	280 = 2.027t
50x5	2.012	0.110	50	5	497.0	166 = 2.004t
50x6	2.414	0.112	50	6	414.3	139 = 2.013t
50x8	3.219	0.116	50	8	310.7	104 = 2.008t
50x10	4.023	0.120	50	10	248.6	83 = 2.004t
50x12	4.828	0.124	50	12	207.1	69 = 1.999t
50x16	6.437	0.132	50	16	155.4	52 = 2.008t
50x20	8.046	0.140	50	20	124.3	42 = 2.028t
50x25	10.058	0.150	50	25	99.4	34 = 2.052t
65x3	1.569	0.136	65	3	637.3	213 = 2.005t
65x5	2.615	0.140	65	5	382.4	127 = 1.993t
65x6	3.138	0.142	65	6	318.7	107 = 2.015t
65x8	4.184	0.146	65	8	239.0	80 = 2.008t
65x10	5.230	0.150	65	10	191.2	65 = 2.040t
65x12	6.276	0.154	65	12	159.3	53 = 1.996t
65x16	8.368	0.162	65	16	119.5	41 = 2.059t
65x20	10.46	0.170	65	20	95.6	35 = 2.197t
75x5	3.017	0.160	75	5	331.5	110 = 1.991t
75x6	3.621	0.162	75	6	276.2	92 = 1.999t
75x8	4.828	0.166	75	8	207.1	71 = 2.057t
75x10	6.035	0.170	75	10	165.7	55 = 1.991t
75x12	7.242	0.174	75	12	138.1	46 = 1.999t
75x16	9.656	0.182	75	16	103.6	34 = 1.970t
75x20	12.069	0.190	75	20	82.9	28 = 2.028t
75x25	15.087	0.200	75	25	66.3	23 = 2.029t
90x6	4.345	0.192	90	6	230.1	78 = 2.033t
90x8	5.793	0.196	90	8	172.6	59 = 2.051t

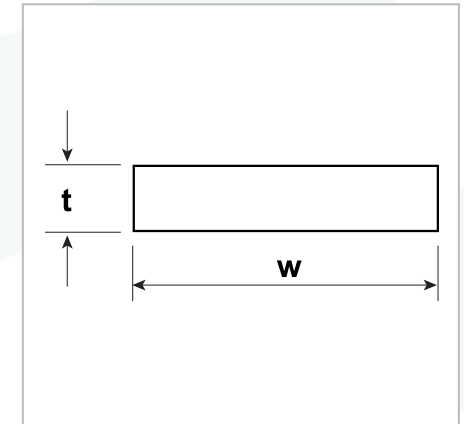


- Manufactured in accordance with the requirements of Australian Standard AS/NZS 3679.1 2016 in Grade 300.
- Grade 350 & 350L0 available on request.
- 16x8 and above flats supplied in 6m lengths.
- *Denotes Rydal Flats supplied in 4m lengths.
- Non-standard lengths or cut to size on request.
- All lens/bundle are approx.



MERCHANT BAR REFERENCE GUIDE: SQUARE EDGE FLATS

Designation	Weight	Surface Area	Width w	Thickness t	Metres per Tonne	Approx Lens
	kg/m	m ² /m	mm	mm	m/t	per bundle
90x10	7.242	0.200	90	10	138.1	46 = 1.999t
90x12	8.690	0.204	90	12	115.1	38 = 1.981t
100x5	4.023	0.210	100	5	248.6	85 = 2.052t
100x6	4.828	0.212	100	6	207.1	71 = 2.057t
100x8	6.437	0.216	100	8	155.4	52 = 2.008t
100x10	8.046	0.220	100	10	124.3	43 = 2.076t
100x12	9.656	0.224	100	12	103.6	36 = 2.086t
100x16	12.874	0.232	100	16	77.7	26 = 2.008t
100x20	16.093	0.240	100	20	62.1	22 = 2.124t
100x25	20.116	0.250	100	25	49.7	17 = 2.052t
110x6	5.180	0.232	110	6	193.1	64 = 2.034t
110x8	7.081	0.236	110	8	141.2	48 = 2.039t
110x10	8.851	0.240	110	10	113.0	39 = 2.071t
110x12	10.621	0.244	110	12	94.2	34 = 2.167t
130x5	5.230	0.270	130	5	191.2	65 = 2.040t
130x6	6.276	0.272	130	6	159.3	55 = 2.071t
130x8	8.368	0.276	130	8	119.5	41 = 2.059t
130x10	10.460	0.280	130	10	95.6	33 = 2.071t
130x12	12.552	0.284	130	12	79.7	28 = 2.109t
130x16	16.736	0.292	130	16	59.8	20 = 2.008t
130x20	20.920	0.300	130	20	47.8	16 = 2.008t
130x25	26.150	0.310	130	25	38.2	13 = 2.040t
150x5	6.035	0.310	15	5	165.7	56 = 2.028t
150x6	7.242	0.312	15	6	138.1	46 = 1.999t
150x8	9.656	0.316	15	8	103.6	36 = 2.086t
150x10	12.069	0.320	15	10	82.9	29 = 2.100t
150x12	14.483	0.324	15	12	69.0	23 = 1.999t
150x16	19.311	0.332	15	16	51.8	16 = 2.202t
150x20	24.139	0.340	15	20	41.4	14 = 2.028t

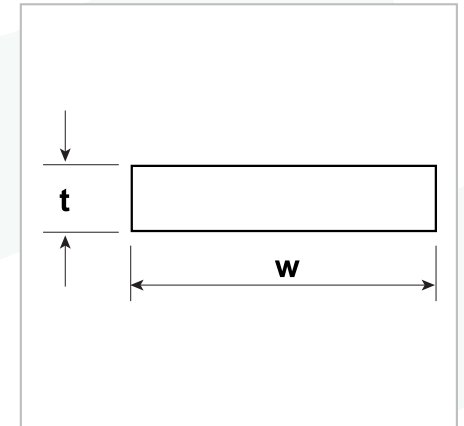


- Manufactured in accordance with the requirements of Australian Standard AS/NZS 3679.1 2016 in Grade 300.
- Grade 350 & 350L0 available on request.
- 16x8 and above flats supplied in 6m lengths.
- *Denotes Rydal Flats supplied in 4m lengths.
- Non-standard lengths or cut to size on request.
- All lens/bundle are approx.



MERCHANT BAR REFERENCE GUIDE: SQUARE EDGE FLATS

Designation	Weight	Surface Area	Width w	Thickness t	Metres per Tonne	Approx Lens
	kg/m	m ² /m	mm	mm	m/t	per bundle
150x25	30.173	0.350	15	25	33.1	11 = 1.991t
150x50	60.346	0.400	15	50	16.6	5 = 1.810t
180x6	8.690	0.372	180	6	115.1	40 = 2.086t
180x10	14.483	0.380	180	10	69.0	24 = 2.086t
180x12	17.380	0.384	180	12	57.5	20 = 2.086t
180x16	23.173	0.392	180	16	43.2	11 = 1.529t
180x20	28.967	0.400	180	20	34.5	12 = 2.086t
180x25	36.208	0.450	180	25	27.6	9 = 1.955t
200x6	9.656	0.412	200	6	103.6	35 = 2.086t
200x8	12.874	0.416	200	8	77.7	26 = 2.008t
200x10	16.093	0.420	200	10	62.1	21 = 2.086t
200x12	19.311	0.424	200	12	51.8	13 = 2.008t
200x16	25.748	0.432	200	16	38.8	14 = 2.163t
200x20	32.185	0.440	200	20	31.1	11 = 2.124t
200x25	40.231	0.450	200	25	24.9	8 = 1.931t
250x6	12.069	0.512	250	6	82.9	28 = 2.028t
250x8	16.093	0.516	250	8	62.1	23 = 2.221t
250x10	20.116	0.520	250	10	49.7	18 = 2.172t
250x12	24.139	0.524	250	12	41.4	16 = 2.317t
250x16	32.185	0.528	250	16	31.1	11 = 2.124t
250x20	40.231	0.532	250	20	24.9	8 = 1.931t
250x25	50.289	0.536	250	25	19.9	7 = 2.112t
300x6	14.483	0.612	300	6	69.0	24 = 2.086t
300x8	19.311	0.616	300	8	51.8	19 = 2.202t
300x10	24.139	0.620	300	10	41.4	16 = 2.317t
300x12	28.967	0.624	300	12	34.5	12 = 2.086t
300x16	38.622	0.628	300	16	25.9	10 = 2.317t
300x20	48.278	0.632	300	20	20.7	8 = 2.317t
300x25	60.347	0.636	300	25	16.6	7 = 2.535t



- Manufactured in accordance with the requirements of Australian Standard AS/NZS 3679.1 2016 in Grade 300.
- Grade 350 & 350L0 available on request.
- 16x8 and above flats supplied in 6m lengths.
- *Denotes Rydal Flats supplied in 4m lengths.
- Non-standard lengths or cut to size on request.
- All lens/bundle are approx.

